

Constant Contact Survey Results

Survey Name: IHSTF 2011 Sponsor Survey

Response Status: Partial & Completed








Filter: None

1/21/2011 2:36 PM CST

-
- * Please enter the information indicated below should we need to contact you about your answers. Under "city" please only enter the name of your high school.

Answers	Number of Response(s)
First Name	91
Last Name	91
Email Address	91
City	91

-
- * In which region of the Illinois Theatre Association is your school? Please click [HERE](#) to view a map of the ITA regions.

Answer	0%	100%	Number of Response(s)	Response Ratio
1--Northwest			16	17.5 %
2--Northeast			29	31.8 %
3--Greater Chicago			18	19.7 %
4--Central West			10	10.9 %
5--Central East			15	16.4 %
6--South			2	2.1 %
Other			1	1.0 %
No Response(s)			0	0.0 %
Totals			91	100%

*

How many times have you attended the Illinois High School Theatre Festival (including this year)?

Answer	0%	100%	Number of Response(s)	Response Ratio
This was my first festival!			12	13.1 %
2-5			19	20.8 %
6-10			27	29.6 %
11-20			23	25.2 %
21+			10	10.9 %
No Response(s)			0	0.0 %
Totals			91	100%

TextBlock:

Workshops

* How many workshops did you attend at this Festival?

Answer	0%100%	Number of Response(s)	Response Ratio
0	<div></div>	31	34.0 %
1	<div></div>	22	24.1 %
2	<div></div>	16	17.5 %
3	<div></div>	7	7.6 %
4	<div></div>	8	8.7 %
5	<div></div>	3	3.2 %
6	<div></div>	4	4.3 %
7		0	0.0 %
8		0	0.0 %
9		0	0.0 %
No Response(s)		0	0.0 %
Totals		91	100%

* Please rank in order the types of workshops you would most like to see in the future from 1-10, if you were to attend. Also, please comment below if there are any other areas for which you would like to see workshops offered.

1 = My Top Choice








Answer	1	2	3	4	5	6	7	8	9	10	Number of Response(s)	Ranking Score*
acting											87	3.8
auditioning											87	4.4
costume/make-up											87	5.2
dance											87	7.2
improvisation											87	6.2
lighting											87	5.7
props											87	6.2
publicity											87	6.1
scene design/techniques											87	4.2
sound											87	6.1

*The Ranking Score is the weighted average calculated by dividing the sum of all weighted rankings by the number of total responses.

TextBlock:


Productions

* How many productions did you attend at the Festival, EXCLUDING the opening ceremony and the All-State Play?

Answer	0%	100%	Number of Response(s)	Response Ratio
0			3	3.2 %
1			12	13.1 %
2			19	20.8 %
3			22	24.1 %
4			21	23.0 %
5			11	12.0 %
6			3	3.2 %
7			0	0.0 %
8			0	0.0 %
9			0	0.0 %
No Response(s)			0	0.0 %
Totals			91	100%

* In all of the performances you saw, INCLUDING the opening ceremony and All-State play, how would you rate the audience etiquette of those around you? i.e. punctuality, talking during the performance, using cell phones, texting, listening to iPods, staying until the end of curtain call, etc.

1 = Very Immature, 2 = Mostly poor, 3 = Mostly Good, 4 = Very Mature

	1	2	3	4	Number of Response(s)	Rating Score*
					91	3.0

*The Rating Score is the weighted average calculated by dividing the sum of all weighted ratings by the number of total responses.

- * Did you know that during the Festival, if you showed up to any of the plays that did not have reserved seating, and if seats were available at the published curtain time, that you could be seated without a ticket?

Answer	0%	100%	Number of Response(s)	Response Ratio
Yes	<div><div></div></div>		79	86.8 %
No, but I do now!	<div><div></div></div>		12	13.1 %
No Response(s)			0	0.0 %
Totals			91	100%

TextBlock:

FestGear

- * Did you purchase any FestGear?

Did you purchase any FootCear?				
Answer	0%	100%	Number of Response(s)	Response Ratio
yes	<div><div></div></div>		20	21.9 %
no, could not or did not want to (indicate why below)	<div><div></div></div>		71	78.0 %
No Response(s)			0	0.0 %
Totals			91	100%

* Did you know that you could pre-order FestGear online prior to attending the Festival?

Answer	0%	100%	Number of Response(s)	Response Ratio
yes	<div><div></div></div>		80	87.9 %
no	<div><div></div></div>		11	12.0 %
No Response(s)			0	0.0 %
Totals			91	100%

* If you could only pick one item of FestGear to purchase, what would it be?

89 Response(s)

What was not sold as FestGear, that you would like to see sold at next year's Festival?

38 Response(s)

TextBlock:

College Auditions/Tech Interviews

* Did you know that there were college auditions and tech interviews at the Festival this year?

Answer	0%	100%	Number of Response(s)	Response Ratio
Yes	<div></div>		88	96.7 %
No	<div></div>		3	3.2 %
No Response(s)			0	0.0 %
Totals			91	100%

* Did you have students participate in college auditions at the Festival this year, or do you plan to at future Festivals?

Answer	0%	100%	Number of Response(s)	Response Ratio
Yes	<div></div>		62	68.1 %
No (explain why below:)	<div></div>		29	31.8 %
No Response(s)			0	0.0 %
Totals			91	100%

TextBlock:

Overall Impressions



Did you take advantage of the hospitality room?

Did you take advantage of the Hospitality Room?				
Answer	0%	100%	Number of Response(s)	Response Ratio
Yes	<div><div></div></div>		55	60.4 %
No	<div><div></div></div>		36	39.5 %
No Response(s)			0	0.0 %
Totals			91	100%

Did you attend the Friday Night Reception?

Did you attend the Friday Night Reception?				
Answer	0%	100%	Number of Response(s)	Response Ratio
Yes	<div><div></div></div>		36	39.5 %
No	<div><div></div></div>		55	60.4 %
No Response(s)			0	0.0 %
Totals			91	100%



Did you submit a play for selection this year? Please indicate why or why not below!

Answer	0%	100%	Number of Response(s)	Response Ratio
Yes	<div><div></div></div>		27	29.6 %
No	<div><div></div></div>		64	70.3 %
No Response(s)			0	0.0 %
Totals			91	100%



Did a representative from your school present a workshop this year?

Answer	0%	100%	Number of Response(s)	Response Ratio
Yes	<div><div></div></div>		14	15.3 %
No (Please indicate why below.)	<div><div></div></div>		77	84.6 %
No Response(s)			0	0.0 %
Totals			91	100%



Are you currently a certified Play Respondent through the Illinois Theatre Association?









Answer	0%	100%	Number of Response(s)	Response Ratio
Yes	<div><div></div></div>		28	30.7 %
No	<div><div></div></div>		63	69.2 %
No Response(s)			0	0.0 %
Totals			91	100%






May we contact you in the future about responding to plays, regardless of your ITA certification?

Answer	0%	100%	Number of Response(s)	Response Ratio
Yes	<div><div></div></div>		75	82.4 %
No	<div><div></div></div>		16	17.5 %
No Response(s)			0	0.0 %
Totals			91	100%

* What was your favorite part of this year's Festival?

Answer	0%	100%	Number of Response(s)	Response Ratio
Opening Ceremony			1	1.0 %
"Into the Woods"			15	16.4 %
A Workshop (name workshop below)			9	9.8 %
A Play (name play below)			46	50.5 %
Exhibit Hall			1	1.0 %
College Auditions			2	2.1 %
Other			14	15.3 %
No Response(s)			3	3.2 %
Totals			91	100%




* Are you currently a member of the Illinois Theatre Association?

Answer	0%	100%	Number of Response(s)	Response Ratio
Yes			57	62.6 %
No			33	36.2 %
No Response(s)			1	1.0 %
Totals			91	100%

If you are a member of the ITA, what value does your membership provide?

37 Response(s)

If you are NOT a member of the ITA, would you like information about the benefits of membership?

Answer	0%	100%	Number of Response(s)	Response Ratio
Yes			17	18.6 %
No			22	24.1 %
No Response(s)			52	57.1 %
Totals			91	100%

* Even after 36 Festivals, the Planning Committee knows there is always room for improvement. In your opinion, what changes could be made to make the 2012 Festival an even better experience for everyone?

86 Response(s)

TextBlock:

Festival Website

We are currently in the process of redesigning our Festival website (www.illinoistheatrefest.org). We appreciate you taking the time to answer the following:

* How often do you access the Festival website (excluding this visit)?

Answer	0%100%	Number of Response(s)	Response Ratio
never	<div></div>	9	9.8 %
only once	<div></div>	3	3.2 %
only a few times	<div></div>	40	43.9 %
monthly	<div></div>	31	34.0 %
weekly	<div></div>	7	7.6 %
daily	<div></div>	1	1.0 %
No Response(s)		0	0.0 %
Totals		91	100%

In what ways do you find the Festival website useful?

62 Response(s)

What features would you like to see on the Festival website?

41 Response(s)

What do you like about the Festival website?

32 Response(s)

What do you NOT like about the Festival website?

33 Response(s)

What ideas do you have for improving the Festival website?

26 Response(s)

TextBlock:

Thank you so much for taking the time to complete this very important survey. Your input is valuable and we do read everything. We will hopefully see you next year.

If you have questions regarding this Survey, please contact: Nathan King, Executive Director, Illinois High School Theatre Festival 2012: Theatre: the Art of Connection, nathan_king@glenbard.org