

Constant Contact Survey Results

Survey Name: IHSTF 2011 Student Survey

Response Status: Partial & Completed

Filter: None

1/21/2011 2:29 PM CST

*

Please enter the information indicated below should we need to contact you about your answers.

Answers	Number of Response(s)
First Name	88
Last Name	88
Email Address	88

*

List the full name of the high school you attend.

88 Response(s)

*

How many times have you attended the Illinois High School Theatre Festival?

Answer	0%	100%	Number of Response(s)	Response Ratio
1	<div><div></div></div>		52	57.1 %
2	<div><div></div></div>		27	29.6 %
3	<div><div></div></div>		8	8.7 %
4	<div><div></div></div>		1	1.0 %
No Response(s)	<div><div></div></div>		3	3.2 %
Totals			91	100%

TextBlock:

* How many workshops did you attend at this Festival?

Answer	0%100%	Number of Response(s)	Response Ratio
0	<div></div>	11	12.0 %
1	<div></div>	14	15.3 %
2	<div></div>	24	26.3 %
3	<div></div>	13	14.2 %
4	<div></div>	11	12.0 %
5	<div></div>	7	7.6 %
6	<div></div>	5	5.4 %
7	<div></div>	2	2.1 %
8	<div></div>	1	1.0 %
9	<div></div>	0	0.0 %
No Response(s)	<div></div>	3	3.2 %
Totals		91	100%

* Please rank in order the types of workshops you would most like to see in the future from 1-10, if you were to attend.

1 = My Top Choice








Answer	1	2	3	4	5	6	7	8	9	10	Number of Response(s)	Ranking Score*
acting											86	3.2
auditioning											86	4.9
costume/make-up											86	5.5
dance											86	5.3
improvisation											86	4.3
lighting											86	6.2
props											86	6.3
publicity											86	6.8
scene design/techniques											86	5.6
sound											86	6.8

*The Ranking Score is the weighted average calculated by dividing the sum of all weighted rankings by the number of total responses.

TextBlock:


Productions

* How many productions did you attend at the Festival, EXCLUDING the opening ceremony and the All-State Play?

Answer	0%	100%	Number of Response(s)	Response Ratio
0			2	2.1 %
1			15	16.4 %
2			23	25.2 %
3			25	27.4 %
4			15	16.4 %
5			8	8.7 %
6			0	0.0 %
7			0	0.0 %
8			0	0.0 %
9			0	0.0 %
No Response(s)			3	3.2 %
Totals			91	100%

* In all of the performances you saw, INCLUDING the opening ceremony and All-State play, how would you rate the audience etiquette of those around you? i.e. punctuality, talking during the performance, using cell phones, texting, listening to iPods, staying until the end of curtain call, etc.

1 = Very Immature, 2 = Mostly poor, 3 = Mostly Good, 4 = Very Mature

	1	2	3	4	Number of Response(s)	Rating Score*
					88	3.1

*The Rating Score is the weighted average calculated by dividing the sum of all weighted ratings by the number of total responses.

* Did you at any time use the "Swap Desk" to exchange tickets?

Answer	0%	100%	Number of Response(s)	Response Ratio
yes	<div><div></div></div>		59	64.8 %
no	<div><div></div></div>		29	31.8 %
I did not know there was a "Swap Desk"			0	0.0 %
No Response(s)	<div><div></div></div>		3	3.2 %
Totals			91	100%

If you DID use the swap desk, what was the LONGEST time you had to wait in line?

Answer	0%	100%	Number of Response(s)	Response Ratio
I walked right up. There was no line.	<div><div></div></div>		10	10.9 %
1-15 minutes	<div><div></div></div>		40	43.9 %
16-30 minutes	<div><div></div></div>		7	7.6 %
30-60 minutes	<div><div></div></div>		2	2.1 %
Over an hour			0	0.0 %
No Response(s)	<div><div></div></div>		32	35.1 %
Totals			91	100%

* Did you know that during the Festival, if you showed up to any of the plays that did not have reserved seating, and if seats were available at the published curtain time, that you could be seated without a ticket?




Answer	0%	100%	Number of Response(s)	Response Ratio
Yes	<div><div></div></div>		73	80.2 %
No, but I do now!	<div><div></div></div>		16	17.5 %
No Response(s)	<div><div></div></div>		2	2.1 %
Totals			91	100%

TextBlock:

FestGear




*

Did you purchase any FestGear?

Answer	0%	100%	Number of Response(s)	Response Ratio
yes			32	35.1 %
no, could not or did not want to (indicate why below)			56	61.5 %
No Response(s)			3	3.2 %
Totals			91	100%

*

Did you know that you could pre-order FestGear online prior to attending the Festival?

Answer	0%	100%	Number of Response(s)	Response Ratio
yes			35	38.4 %
no			53	58.2 %
No Response(s)			3	3.2 %
Totals			91	100%

*

If you could only pick one item of FestGear to purchase, what would it be?

88 Response(s)

What was not sold as FestGear, that you would like to see sold at next year's Festival?

47 Response(s)

TextBlock:

College Auditions/Tech Interviews

* Did you know that there were college auditions and tech interviews at the Festival this year?


Answer	0%	100%	Number of Response(s)	Response Ratio
Yes	<div><div></div></div>		73	80.2 %
No	<div><div></div></div>		15	16.4 %
No Response(s)	<div><div></div></div>		3	3.2 %
Totals			91	100%

* Did you participate in college auditions at the Festival this year, or do you plan to at future Festivals?

Answer	0%	100%	Number of Response(s)	Response Ratio
Yes	<div><div></div></div>		30	32.9 %
No (explain why below:)	<div><div></div></div>		58	63.7 %
No Response(s)	<div><div></div></div>		3	3.2 %
Totals			91	100%

If you DID participate in college auditions this year, how would you rate your experience?

1 = Negative Experience, 2 = Somewhat Negative, 3 = Somewhat Beneficial, 4 = Beneficial, 5 = Very Positive









	1	2	3	4	5	Number of Response(s)	Rating Score*
						6	4.3

*The Rating Score is the weighted average calculated by dividing the sum of all weighted ratings by the number of total responses.

TextBlock:

Overall Impressions

* What was your favorite part of this year's Festival?

Answer	0%	100%	Number of Response(s)	Response Ratio
Opening Ceremony			4	4.3 %
"Into the Woods"			20	21.9 %
A Workshop (name workshop below)			13	14.2 %
A Play (name play below)			40	43.9 %
Exhibit Hall			1	1.0 %
College Auditions			1	1.0 %
Other			9	9.8 %
No Response(s)			3	3.2 %
Totals			91	100%

* Even after 36 Festivals, the Planning Committee knows there is always room for improvement. In your opinion, what changes could be made to make the 2012 Festival an even better experience for everyone?

84 Response(s)

TextBlock:

Festival Website

We are currently in the process of redesigning our Festival website (www.illinoistheatrefest.org). We appreciate you taking the time to answer the following:

* How often do you access the Festival website (excluding this visit)?

Answer	0%	100%	Number of Response(s)	Response Ratio
never	<div></div>		11	12.0 %
only once	<div></div>		23	25.2 %
only a few times	<div></div>		45	49.4 %
monthly	<div></div>		6	6.5 %
weekly	<div></div>		2	2.1 %
daily	<div></div>		1	1.0 %
No Response(s)	<div></div>		3	3.2 %
Totals			91	100%

In what ways do you find the Festival website useful?

46 Response(s)

What features would you like to see on the Festival website?

34 Response(s)

What do you like about the Festival website?

29 Response(s)

What do you NOT like about the Festival website?

29 Response(s)

What ideas do you have for improving the Festival website?

23 Response(s)

TextBlock:

Thank you so much for taking the time to complete this very important survey. Your input is valuable and we do read everything. We will hopefully see you next year, and if you are graduating, best wishes for your future! Remember this "Scene From Your Life" forever!

If you have questions regarding this Survey, please contact: Nathan King, Executive Director, Illinois High School Theatre Festival 2012: Theatre: the Art of Connection, nathan_king@glenbard.org